

Graduate Admissions Application

Welcome Message

Thank you for your interest in graduate degree studies at Arizona State University.

Arizona State University has an automated application process to serve students in a faster, more efficient manner. If we can assist you in completing your application, please contact our office at 480-965-6113.

When you have completed your application and are ready to submit it, you can pay your application fees via credit card online or you can mail a check or money order to the admissions office. No application will be processed until the application fee is paid.

To get started with your application, click on the "Create ID" link below.

Quick Links

Create ID

New Users, click here to create an application reference number and password.

Login

Existing Users, click here to login and continue the application process.

FAQs


Click here to view our list of frequently asked questions.

Graduate Admissions Application

Create Account

To create an account you will need a valid email address. This email address will serve as a means of correspondence between the Graduate College and you. Your **App Reference #** and password will be sent to this email address, along with an application acknowledgement once the application is completed. If you do not presently have an email account, we suggest that you establish one using a service provider such as Yahoo, Netscape or HotMail. Once you have established an email address, please return here to complete your application.

International Applicants - The name entered here must match exactly the name on your passport.

Application Type: 

Degree/Certificate Seeking Student

Nondegree Student

Email Address:

Password (8-16 characters):

Confirm Password:

Last / Family Name:

First Name:

Middle Name:

Create Account

Clear

Your password must be 8 - 16 characters in length and contain at least 2 of the following:

- Uppercase letters (A - Z)
- Lowercase letters (a - c)
- Numbers (1 - 9)
- Special Characters (! % * _ - + = : . / ?)

A confirmation email containing your account information will be automatically sent to the email address provided above. As with all email, this email is not secure. If you would like to exclude your Password from this email message check the box below:

Exclude Password:

*All directory information including your name, address, city, state, zip code, telephone number, email address, date of birth, degrees and awards received, academic level, major, college, dates of attendance, and most recently-attended collegiate institution may be released upon inquiry unless a signed request specifically prohibiting its release is provided to the Registrar's Office. See the [Federal Family Educational Rights and Privacy Act](#) for more information.

For questions regarding the application process, please visit our Prospective Student Support Center at <http://graduate.asu.edu/admissions/support>

Graduate Admissions Application

Account Confirmation

Thank you, [redacted] for your interest in graduate studies at Arizona State University.

The application process requires completion of two major sections as described below.

1. **General Information Section** requests information common to all graduate programs, including your name, address, and other demographics. It also includes information on your grade averages (GPA), test scores, previous higher education attendance, and Arizona Residency questions. You should expect the General Information Section to take 15 - 30 minutes to complete.

2. **Degree Section** requests information specific to each individual degree/certificate program. The time required will vary depending on the degree/certificate program. Each degree/certificate program requires a \$70.00 (US) fee for US Citizens and an \$90.00 (US) fee for international students. The application fee is non-refundable.

Your application will be reviewed only after you have submitted the General Information and Degree Sections and paid your non-refundable application fee.

Your online application account information has been created and an email containing your account information (including your Password) has been sent to [redacted]

App Reference #: [redacted]

Please record this Application Reference Number and the password you entered in a safe place. You will need both of these items to access your application in the future.

[Begin Application](#)

For questions regarding the application process, please visit our Prospective Student Support Center at <http://graduate.asu.edu/admissions/support>

Graduate Admissions Application

Welcome, [redacted]

Thank you for your interest in graduate studies at Arizona State University.

Steps To Completing Your Online Application:

1. Fill out the General Information Section completely. This section requests information common to all degree programs.
2. Continue the application process by filling out the Degree/Certificate Section.

Please note that once you have submitted a complete application, you will no longer be able to edit the General Information Section.

A non-refundable application fee is required for each degree program application that you submit.

Step 1 of 2: General Information Section

[Start](#) [Start the application process by clicking here!](#)

Step 2 of 2: Degree/Certificate Section

Before you may begin a Degree/Certificate Section, you must complete your General Information Section. Once the General Information Section is complete, the option to begin the Degree/Certificate Section will be displayed here.

For questions regarding the application process, please visit our Prospective Student Support Center at <http://graduate.asu.edu/admissions/support>

Biographical Information

Last/Family Name:

First Name:

Middle Name:

Date of Birth: / / (yyyy)

Gender:

Former Names

Last / Family Name:

First Name:

Middle Name:

Mailing Address

Country:

Address Line 1:

Address Line 2:

City:

State:

Zip Code:

Phone Number: () -

Citizenship Information

Are you a U.S. citizen?

Personal Identification Information

Your U.S. Social Security Number (SSN) is used to match your current and future records with any past records, assuring that you receive full credit for all academic work. Your SSN is required for reporting tax credit information to the federal government. If you do not have a U.S. Social Security Number, leave this field blank.

U.S. Social Security Number: (123456789)

Re-enter U.S. Social Security Number: (123456789)

ASU maintains a 10-digit Affiliate ID and a 9-digit ASU ID number to identify all students, faculty and staff. Providing this information helps us match your application to an existing record and will expedite the processing. Please select one of the following options:

- I have never attended or applied to ASU
- I previously used my Social Security Number as my ASU ID
- My ASU ID (9 digit ID) is (e.g. 123456789)
- My Affiliate ID (10-digit ID) is (e.g. 1000123456)



¹ All visa type other than F1 and J1 must submit proof of visa to the Graduate College.

*All directory information including your name, address, city, state, zip code, telephone number, email address, date of birth, degrees and awards received, academic level, major, college, dates of attendance, and most recently-attended collegiate institution may be released upon inquiry unless a signed request specifically prohibiting its release is provided to the Registrar's Office. See the [Federal Family Educational Rights and Privacy Act](#) for more information.

ASU provides online information and services to students, employees and the public to supplement services provided on campus. ASU's Privacy Statement provides information required by Arizona law about privacy, confidentiality and related policies for individuals who use our websites and online services.

Undergraduate Major

Undergraduate Major:

Previous Institution

Enter all colleges and universities that you have attended. If you have not received your Bachelor's degree, enter the degree and year in which you anticipate completion.

Click here to select your institution:
Date Attended From: / (yyyy)
Date Attended To: / (yyyy)
First Degree Earned:
Date First Degree Earned: / (yyyy)
Second Degree Earned:
Date Second Degree Earned: / (yyyy)

add institution clear

save & continue cancel

Institution Locator

Select the Country of your Institution:

United States

Select the State of your Institution:

Select Institution Name:

save & continue clear

If you cannot find your school , search for the institution who issued/will issue the degree. For example, if you attended Fake University's John Doe School of Business, the institution issuing your degree would be Fake University not John Doe School of Business. If your institution has changed names, search for and choose the newest name. If your institution is still not listed, choose 'Not in List' and type in the name of the institution.

If your country has multiple and/or previous names look under all possible names. If the nation you received your degree from divided into more than one country, select the country of that institution's current location. If your country is still not listed, choose 'Not in List' and type in the country.

Grade/Mark Average or GPA

The scale used to calculate your grade/mark average is the scale used at the last institution you attended for undergraduate and/or graduate study.

[Instructions for applicants on a non-4.0 scale](#)
[Instructions for applicants on a 4.0 scale](#)

	Grade Average	Scale
Undergraduate GPA:	<input type="text"/>	<input type="text" value="v"/>
Junior-Senior GPA:	<input type="text"/>	<input type="text" value="v"/>
Graduate GPA:	<input type="text"/>	<input type="text" value="v"/>

Test Scores

GRE General

Exam Date: / (yyyy)

Verbal Score / Percentile: / %

Quantitative Score / Percentile: / %

Analytical (Writing) Score / Percentile: / %

GRE Subject - Primary

Exam Date: / (yyyy)

Subject Code:

Subject Score / Percentile: / %

GRE Subject - Secondary

Exam Date: / (yyyy)

Subject Code:

Subject Score / Percentile: / %

TOEFL

Exam Date: / (yyyy)

Score:

GMAT

Exam Date: / (yyyy)

Overall Score / Overall Percentile: / %

Verbal Score / Verbal Percentile: / %

Quant. Score / Quant. Percentile: / %

Analy. Score / Analy. Percentile: / %

LSAT

Exam Date: / (yyyy)

Score:

TSE

Exam Date: / (yyyy)

Score:

SPEAK

Exam Date: / (yyyy)

Score:

Miller Analogy

Exam Date: / (yyyy)

Score:

save & continue

cancel

For questions regarding the application process, please visit our Prospective Student Support Center at <http://graduate.asu.edu/admissions/support>

Graduate Admissions Application

Home Personal Info Institution Info Academic Info AZ Residency Section Review Degree Section



Save Help Logout

Residency Information

Do you consider yourself a resident of Arizona?

Note: If you or your spouse are in the U.S. military stationed in Arizona or are a member of an American Indian tribe whose reservation lies wholly, or in part in Arizona, please respond with a Yes to the question above.

save & continue

cancel

For questions regarding the application process, please visit our Prospective Student Support Center at <http://graduate.asu.edu/admissions/support>

Copyright & Trademark | Accessibility | Privacy | Emergency | Contact ASU

Graduate College, Arizona State University
Mailing Address: PO Box 871003, Tempe AZ 85287-1003
Shipping Address: 1120 S Cady Mall, Tempe AZ 85281 | [Link to Map](#)
480-965-6113 (Tel) | 480-965-5158 (Fax)
[Page contact](#)

Graduate Admissions Application

Home Personal Info Institution Info Academic Info AZ Residency Section Review



Help Logout


We recommend that you print a copy of this Section Review for your records.
[Click here to continue to degree section.](#)

Personal Info - COMPLETE

[Edit](#)

Name:
Date of Birth:
Gender:
Email Address:
Mailing Address:

Country:
Phone Number:
Citizenship:
Birth Country:
Birth City:
Country of Legal Residency:
Visa Type:
SSN:
ASU or Affiliate ID:



Institution Info - COMPLETE

[Edit](#)

Undergraduate Major:
Institution 1



Academic Info - COMPLETE [Edit](#)

Grade Point Average (GPA)

Undergraduate GPA/Scale:

Junior-Senior GPA/Scale:



Residency - COMPLETE [Edit](#)

Do you claim to be a resident of Arizona for tuition purposes? No

Your application for admissions is not complete. Before submitting the final application, you must select a degree program in step 2



For questions regarding the application process, please visit our Prospective Student Support Center at <http://graduate.asu.edu/admissions/support>

Graduate Admissions Application

Degree/Certificate Selection

[Find Your Degree/Certificate Program:](#)

Scholarship Program

Indicate affiliation, if any, with a federal scholarship program:

If other, please specify program name:

* Proof of affiliation required before your application will be processed. Please fax or mail a letter from the sponsor documenting your affiliation with this program to the Graduate College.

Find a Degree Program

Search for: Degree Certificate

Category:

Campus:

-- OR --

Keyword:

Graduate Admissions Application

W. P. Carey MBA - Full-Time Program (BAFULLMBA)

Welcome to the [W. P. Carey Full-time MBA](#) application!

Documents uploaded during the online application process will be added to your official MBA application. Please mail your transcripts to the ASU Graduate Admissions Office with an [Supplemental Document Cover Sheet](#). Once your application has been submitted, you will receive a login and password to access [MyASU](#) and other university services online. Please visit your [Application Checklist](#) to check the status of your MBA application and verify receipt of documents.

Thank you again for your interest in the [W. P. Carey Full-time MBA](#)!

What specialization do you intend to pursue?:

Have you been referred by any alumni? Please share their names.:

Letters of Recommendation

The W. P. Carey MBA program now offers online letters of recommendation. Please submit the names, affiliations, and email addresses of **two individuals** who can answer questions about your personal qualities, professional success, career aspirations, and ability to perform in an MBA program.

Hardcopy Letters of Recommendation

Should your recommender be unable to submit an electronic recommendation on your behalf a free form letter, printed on company stationery, can be accepted. Please forward the letter(s) to the ASU Graduate College in a complete package with your official transcripts and the [Supplemental Document Cover Sheet](#)

If you are sending a letter of recommendation hardcopy, please complete the section below with First Name = Hard, Last Name = Copy, and Institution/Company Affiliation = Letters. List the first email address for recommenders submitting hard copy letters as wpcareymba@asu.edu and the second as wpcareymba@mainex1.asu.edu.

Recommenders

First Name*	Last Name*	Institution/Company*	Email Address*
<input type="text"/>	<input type="text"/>	<input type="text"/>	<input type="text"/>
<input type="text"/>	<input type="text"/>	<input type="text"/>	<input type="text"/>

I waive my right to view my recommendation letters.

* denotes a required field.

Essays

MBA Applicants are required to submit answers to **three essay questions!**

1. What are the two most significant decisions you have made that influenced your career path to this point and what were the results?
2. Discuss your post-MBA professional goals, beginning with the MBA specialization you plan to pursue. How did you decide on this career path, and why do you feel these goals are realistic for you?
3. What unique skills and/or experiences will you contribute to the W. P. Carey Full-time MBA program?

[Select file to upload](#)

save & continue cancel

Select File

Instructions For File Upload:

- File must be formatted as Text (*.txt), Rich Text (*.rtf), Adobe PDF (*.pdf), or Microsoft Word (*.doc, *.docx).
- File size must be limited to **1MB**.
- File name must be comprised of **50 or less letters and numbers only**, with **no special characters** (e.g. MyResume.doc).

Select File:

Current or Most Recent Employment

Check here if you do not have prior work experience

Job Title

Company Name

Career Category

Industry Category

Country

Address Line 1:

Address Line 2:

City:

State:

Zip / Postal Code:

Phone: Extension (Numeric only)

Annual Salary in U.S. dollars: .

Total Career / Full-Time Experience Years: Months:
(include ALL full-time work experience)

Resume

Resumes are requested to allow the Admissions Committee to evaluate your work experience. Resumes should include:

- Job titles and positions held, including key responsibilities and accomplishments for each position and salary history
- Honors, awards, certificates, professional organizations, volunteer activities and community involvement
- Computer skills, multilingual abilities and overseas travel or work experience
- Academic background including schools attended and degrees earned

[Select file to upload:](#)

Character Questions

An affirmative answer to any of these questions will not automatically preclude your admission to the W. P. Carey MBA program. However, if your answer to any of the following is "yes", you must provide a complete statement of your actions and full details of the charges, sanctions, and actions taken against you in the appropriate space below.

1. Have you been subject to sanction or discipline by any academic institution for academic dishonesty, plagiarism, cheating or any form of behavioral misconduct?
2. Do you currently have any criminal charges pending, other than a minor traffic violation, or have any charges been brought against you in the last 24 months?
3. Have you ever received a less than honorable discharge from any branch of the armed forces?

Question 1: Yes/No (please explain)

(Response(s) are limited to 255 characters)

Question 2: Yes/No (please explain)

(Response(s) are limited to 255 characters)

Question 3: Yes/No (please explain)

We recommend that you print a copy of this Section Review for your records.

Program Info

[Edit](#)

Degree/Certificate Selection

Degree/Certificate program:

Campus:

Planned Semester and Year for Enrollment:

Scholarship Program

Federal scholarship program:

Supplemental Info

[Edit](#)

What specialization do you intend to pursue?:

Have you been referred by any alumni? Please share their names.:

Essays

File uploaded:

Additional Information

[Edit](#)

Current or Most Recent Employment

Job Title:

Company Name:

Career Category

Industry Category:

Address Line 1:

Address Line 2:

City:

State (U.S. - use 2 letter):

Zip / Postal Code:

Country:

Phone:

Annual Salary in U.S. dollars:

Total Career / Full-Time Experience:

Resume

File uploaded:

Character Questions

Question: Question 1: Yes/No (please explain)

Answer: No

Question: Question 2: Yes/No (please explain)

Answer: NO

Question: Question 3: Yes/No (please explain)

Answer: NO

Question: Additional Information:

Answer:

continue

cancel

Payment Information - Total Fee \$90.00, Payable in U.S. Dollars

Application Processing Fee	\$90.00
Total Amount Due	\$90.00
Select Payment Method:	<input type="text"/>

Applicant Affidavit

I certify that the information on this application is complete and correct and understand that any misrepresentation or falsification is sufficient cause for cancellation of enrollment and/or any credits earned and could result in other disciplinary action. I understand that all documents submitted for admission consideration become the property of Arizona State University and will not be returned to me, nor duplicated for me, for any reason.

I understand that ASU and the Graduate College are strongly committed to academic integrity in all scholarship, research and creative endeavors. My completed application for admission to Arizona State University is an affirmation of my willingness to educate and comport myself within the guidelines of [ASU's Academic Integrity](#) and [Responsible Conduct of Research](#) Policies.

The application fee is devoted to the administrative cost of processing all applications received, and I understand that it is not refundable under any circumstances, regardless of the outcome, the date of filing, time of review, or if, for whatever the reason, the application is withdrawn.

By checking this box I agree to the terms of this affidavit.


By clicking "Submit Application," you are submitting your application to the Graduate College for processing and agreeing with the terms of the affidavit. Once submitted, you will no longer be able to change your application online.

Discrimination Complaints: Arizona State University does not discriminate on the basis of race, color, national origin, sex, sexual orientation, gender identity, disability, religion, age or veteran status in the University's services, educational programs, and activities, including, but not limited to, admission to and employment by the University. The Office of Diversity has been designated to handle inquiries regarding the University's non-discrimination policies: Director, Office of Diversity, University Services Building, 1551 S. Rural Rd., Tempe, Arizona 85287, Intercampus Mail Code 5612. Phone: (480) 965-5057; TTY (480) 965-0471. For information generally about ASU's non-discrimination policies and procedures for filing complaints, please see http://www.eoaa.asu.edu/aa_policies.asp Some deadlines for filing complaints are as short as thirty days.

NOTE: ASU provides online information and services to students, employees and the public to supplement services provided on campus. [ASU's Privacy Statement](#) provides information required by Arizona law about privacy, confidentiality and related policies for individuals who use our websites and online services.

submit application



cancel

From: ASU Graduate College [grad-q@asu.edu]
Sent: Friday, October 22, 2010 2:43 PM
To: Undisclosed recipients 
Subject: ASU Account Confirmation

Dear ,

This email is to confirm your new online application account for Arizona State University Graduate Studies.

The following Application Reference Number and password will be required to access your application.

App Reference #: 
Password: 

Your application will remain active for 2 months from the date you created your application reference number.

Please visit <http://www.asu.edu/gradapp> to continue the application process.

Please do not reply to this email. For questions regarding the application process, please visit our Prospective Student Support Center at <http://graduate.asu.edu/admissions/support>.

Sincerely,
Arizona State University
Graduate College



Once your application has been submitted you will receive an email confirmation from ASU Graduate College. Please note your Student ID #, ASURITE ID and Password.

July 02, 2010

ID Number: [REDACTED]

Residency Status: Non-Resident

Dear [REDACTED]:

Your degree/certificate program application for graduate studies at Arizona State University has been received. Please allow four weeks from the time you send your documents for application processing.

Your application materials will be reviewed by the W. P. Carey MBA - [REDACTED] Program office. For a complete list of program requirements and additional information, please visit the program's web site located at [REDACTED]. Once a decision has been made on your application, you will receive notification from Graduate Studies.

You may check your application status and take advantage of university services via the Internet through My ASU at <http://my.asu.edu>. You must activate your ASURITE UserID prior to using the above site by going to <http://www.asu.edu/asurite>. Your ASURITE UserID is [REDACTED] and your Activation Code is [REDACTED].

Thank you for considering Arizona State University.

Sincerely,

Graduate Admissions Office
Arizona State University
PO Box 871003, INTDSB B170
Tempe, AZ 85287-1003