

Table 1. Impact Factors

	Impact Factors												
	1998	1999	2000	2001	2002	2003	2004	2005	2006	2007	2008	2009	2010
JOM	0.3	0.38	0.795	1.55	1.65	1.795	1.955	1.419	2.042	1.85	2.42	3.23	5.093
MS	1.05	1.1	1	1.52	1.35	1.47	1.93	1.67	1.687	1.93	2.354	2.27	2.221
DSJ	0.6	0.5	0.47	0.7	0.59	0.83	0.764	1.055	1.62	1.435	2.318	2.38	2.233
POM	0.1	0.13	0.23	0.43	0.21	0.4	0.444	0.712	2.516	2.12	1.933	2.08	1.851
IJOPM	0.321	0.241	0.412	0.638	0.465	0.547	0.566	0.597	0.612	1.054	1.725	1.435	1.812
IJPR	0.587	0.512	0.504	0.438	0.6	0.557	0.558	0.481	0.799	0.56	0.774	0.803	1.033
MSOM											1.214	2.149	2.048

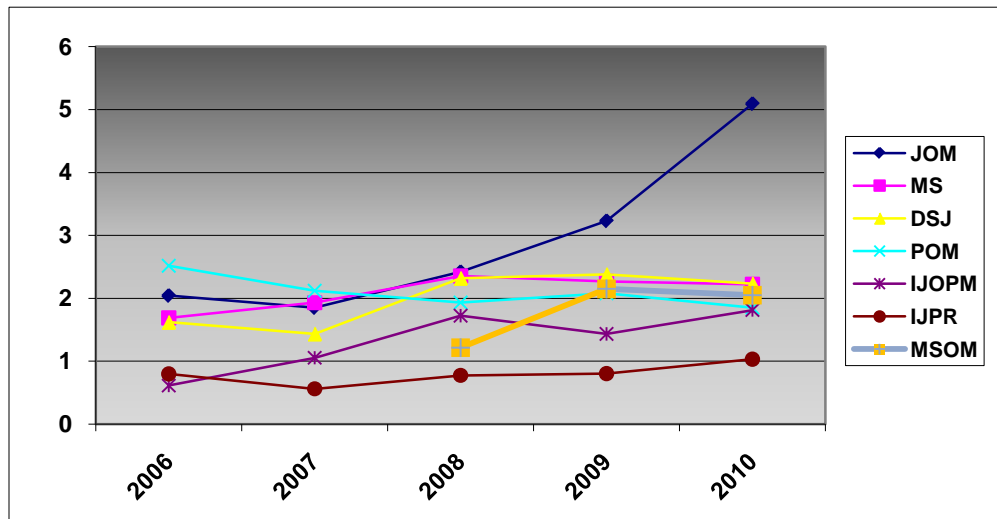


Table 2. Impact Factors without self-cites

	Impact Factors w/o self cites												
	1998	1999	2000	2002	2003	2004	2005	2006	2007	2008	2009	2010	
JOM				1.06	1.411	1.507	1.23	1.68	1.3908046	2.02	2.63	4.133	
MS				1.13	1.241	1.417	1.44	1.48	1.7725632	2.08	2	1.99	
DSJ				0.52	0.618	0.655	0.836	0.92	1	1.61	1.9	2.05	
POM				0.224	0.295	0.127	0.373	0.55	0.9041096	0.89	1.4	1.138	
MSOM										1.107	1.892	1.771	

Without Citations

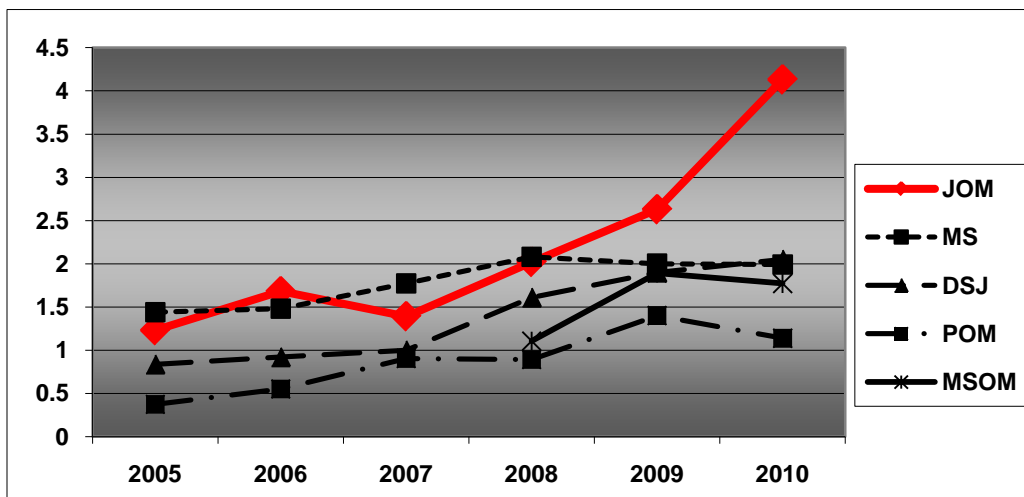
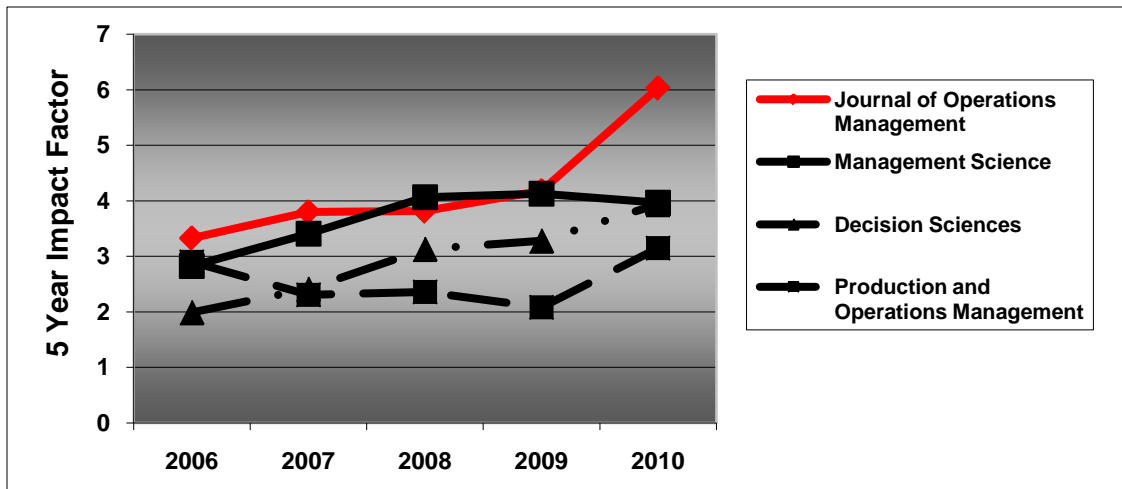


Table 3. 5 Year Impact Factors

		2005	2006	2007	2008	2009	2010
JOM	Journal of C	2.622	3.329	3.798	3.814	4.18	6.029
MS	Managemer	2.62	2.826	3.408	4.065	4.13	3.966
DSJ	Decision Sc	1.377	1.992	2.414	3.131	3.28	3.937
POM	Production	1.013	2.903	2.305	2.361	2.08	3.147
MSOM	Manufacturing & Service Operations Management						



Please see page 3 for Table 4.

Table 4. Impact Factor 2009-2010	2010														2009											
	Total Cites	Impact Factor	5 Yr Impact Factor	Total Cites (3 years)	SJR	H index	Average Rank	Total Cites rank	Impact Factor rank	5 Yr Impact Factor rank	Total Cites (3 Years) rank	SJR rank	H index Rank	Total Cites2	Impact Factor3	5-Year Impact Factor	Total Cites last 3 years	SJR4	H index5	Average Rank6	Total Cites7	Impact Factor8	5-Year Impact Factor9	Total Cites last 3 years10	SJR11	H index12
Academy of Management Journal	17239	5.25	10.779	1,569	0.106	127	3.83	7	3	2	3	6	2	15082	6.483	9.263	1566	0.088	108	4.83	9	2	2	3	11	2
Academy of Management Review	15780	6.72	11.657	1,484	0.105	120	4.33	8	1	1	5	7	4	14649	7.867	9.531	1490	0.088	104	6.00	10	1	1	7	12	5
Quarterly Journal of Economics	13982	5.94	8.053	873	0.191	113	6.67	11	2	4	15	2	6	13985	5.647	8.171	763	0.170	97	6.83	11	3	5	14	2	6
Journal of Applied Psychology	19002	3.977	6.73	1995	0.1	113	6.83	4	10	9	2	8	8	16072	3.840	5.804	1758	0.097	95	7.50	8	11	10	1	8	7
Journal of Finance	17617	4.151	6.529	1,274	0.097	133	7.17	6	8	10	8	10	1	18039	3.764	6.536	1400	0.103	113	6.33	5	14	8	4	6	1
American Economic Review	25782	3.15	4.278	2017	0.108	119	8.67	1	20	20	1	5	5	26199	2.531	4.009	1614	0.115	104	9.83	1	23	24	2	5	4
Journal of Political Economy	15532	4.065	6.896	470	0.152	113	10.67	10	9	7	27	4	7	16350	3.841	6.924	606	0.139	76	10.50	7	10	7	20	4	15
Strategic Management Journal	15626	3.583	6.818	1,249	0.07	124	11.17	9	16	8	9	22	3	16843	4.464	6.931	1023	0.066	106	8.50	6	6	6	8	22	3
Journal of Financial Economics	11813	3.81	5.631	1,483	0.093	102	11.17	13	12	13	6	12	11	12058	4.020	5.675	1234	0.091	86	9.67	13	7	13	6	9	10
Econometrica	19853	3.185	5.33	681	0.152	88	12.83	3	19	16	22	3	14	20643	4.000	5.321	677	0.162	76	9.67	3	8	14	16	3	14
Journal of Marketing	13189	3.77	7.243	874	0.07	105	13.17	12	14	6	14	23	10	12117	3.779	8.52	904	0.085	88	10.00	12	12	4	10	14	8
MIS Quarterly	7418	5.041	9.821	703	0.082	88	13.17	20	5	3	21	15	15	6186	4.485	9.208	847	0.099	74	10.67	21	5	3	12	7	16
Journal of Operations Management	4039	5.093	6.029	1,153	0.099	74	13.33	26	4	11	11	9	19	3029	3.238	4.178	871	0.057	60	23.00	32	16	21	21	27	21
Review of Financial Studies	4958	4.602	5.016	1,155	0.09	71	15.17	24	6	18	10	13	20	4416	3.551	4.465	411	0.076	58	21.33	24	15	19	28	18	24
Organization Science	9120	3.8	5.838	776	0.074	94	15.33	16	13	12	18	21	12	8404	3.126	5.777	642	0.064	83	16.67	19	17	11	19	23	11
Management Science	18780	2.221	3.966	1,373	0.074	105	15.83	5	31	23	7	20	9	20103	2.227	4.125	1445	0.072	88	14.50	4	26	23	5	20	9
Administrative Science Quarterly	11539	3.684	7.539	310	0.086	91	16.17	14	15	5	36	14	13	11261	3.842	6.216	264	0.085	80	16.17	14	9	9	38	15	12
Journal of International Business Studies	6307	4.184	5.539	1,139	0.057	79	16.50	22	7	14	12	28	16	5921	3.766	5.727	914	0.055	65	18.50	22	13	12	17	29	18
Journal of Marketing Research	9586	2.8	4.011	663	0.078	75	19.50	15	22	22	23	17	18	9642	3.099	4.768	714	0.088	63	17.67	17	18	17	22	13	19
Journal of the American Statistical Association	20283	2.063	3.436	979	0.218	39	19.67	2	33	30	13	1	39	20867	2.322	3.754	998	0.205	76	12.50	2	24	26	9	1	13
Journal of Consumer Research	8508	2.59	3.644	732	0.096	68	19.83	18	23	26	20	11	21	10771	3.021	5.03	460	0.077	58	18.83	15	19	15	24	17	23
Journal of Management Studies	4457	3.817	4.684	775	0.056	61	21.50	25	11	19	19	29	26	4035	2.805	4.178	838	0.055	51	23.17	25	20	22	15	28	29
Journal of Accounting and Economics	3704	2.817	5.268	450	0.067	64	23.83	27	21	17	30	24	24	2819	2.605	3.931	438	0.084	53	24.83	35	21	25	25	16	27
Operations Research	8238	1.995	2.703	791	0.079	63	24.17	19	34	34	17	16	25	9661	1.576	2.671	505	0.068	53	27.17	16	39	36	23	21	28
Information Systems Research	3517	3.358	5.458	305	0.06	68	24.67	30	17	15	37	27	22	3037	1.792	4.893	284	0.060	60	26.83	31	34	16	35	25	20
Organizational Behavior and Human Decision Processes	6391	2.48	3.586	411	0.077	64	24.83	21	25	28	34	18	23	6381	2.549	3.613	398	0.090	55	22.50	20	22	28	30	10	25
Harvard Business Review	8992	1.873	2.666	820	0.054	76	25.50	17	36	36	16	31	17	9342	1.655	2.604	893	0.054	66	25.50	18	37	37	13	31	17
Journal of Accounting Research	3400	3.346	4.124	416	0.061	60	26.33	32	18	21	33	26	28	2981	1.870	3.069	284	0.062	49	31.17	33	33	31	36	24	30
Accounting Review	3569	2.488	3.463	535	0.053	56	28.50	28	24	29	26	33	31	3278	1.938	3.316	413	0.055	44	29.83	28	31	29	27	30	34
Organization Studies	3353	2.339	3.59	657	0.048	54	30.33	33	28	27	24	38	32	2864	2.124	2.88	652	0.048	45	30.17	34	28	32	18	36	33
Journal of Business Venturing	3202	2.149	3.914	437	0.051	58	31.17	34	32	24	32	35	30	3268	2.260	3.741	400	0.051	47	29.00	29	25	27	29	32	32
Marketing Science	3538	1.724	2.996	456	0.052	60	32.00	29	39	32	29	34	29	3996	2.194	4.251	714	0.051	59	26.67	26	27	20	32	33	22
Journal of Business Ethics	5974	1.125	1.603	1,534	0.037	48	33.00	23	45	45	4	44	37	5276	1.088	1.692	1130	0.037	40	34.00	23	44	44	11	44	38
Entrepreneurship Theory and Practice	2346	2.272	3.839	586	0.044	32	33.33	37	30	25	25	39	44	2115	1.704	3.230	416	0.046	24	35.67	38	36	30	26	39	45
Accounting, Organizations and Society	2189	2.337	2.963	463	0.049	50	33.50	38	29	33	28	37	36	2215	1.904	2.749	329	0.048	42	34.83	37	32	35	31	37	37
Academy of Management Perspectives	351	2.47	2.5	273	0.075	51	33.67	45	26	39	39	19	34	205	1.405	1.694	220	0.043	44	40.83	45	40	43	40	41	36
Production and Operations Management	1556	1.851	3.147	442	0.065	45	33.67	40	37	31	31	25	38	1191	2.080	2.806	295	0.049	35	34.83	40	29	33	33	35	39
Journal of Consumer Psychology	1572	2.405	2.691	318	0.055	39	34.33	39	27	35	35	30	40	1666	5.352	4.559	257	0.075	30	26.50	39	4	18	39	19	40
RAND Journal of Economics	3517	1.282	2.437	234	0.054	52	36.67	31	44	40	40	32	33	3731	1.306	2.28	284	0.058	47	33.50	27	41	39	37	26	31
California Management Review	3018	1.706	2.524	233	0.043	61	36.83	35	40	38	41	40	27	3085	1.983	2.783	171	0.044	55	33.67	30	30	34	42	40	26
Journal of Financial and Quantitative Analysis	2350	1.593	2.122	274	0.05	50	38.00	36	41	42	38	36	35	2490	1.603	2.259	215	0.050	44	37.33	36	38	40	41	34	35
Contemporary Accounting Research	1122	1.735	2.048	225	0.041	35	41.50	42	38	43	42	42	42	891	1.129	1.669	145	0.040	28	43.00	42	43	45	43	43	42
Review of Accounting Studies	560	1.972	2.545	137	0.041	31	41.50	44	35	37	45	43	45	461	1.750	2.345	94	0.041	26	41.17	44	35	38	45	42	43
Human Resource Management	1202	1.341	1.825	218	0.042	33	42.50	41	43	44	43	41	43	1029	0.930	1.795	140	0.037	26	43.50	41	45	42	44	45	44
MIT Sloan Management Review	1037	1.452	2.317	215	0.037	38	42.67	43	42	41	44	45	41	787	1.141	1.963	290	0.047	29	39.83	43	42	41	34	38	41